



FROM 21 TO 25 FEBRUARY 2021

ARCHITECTURE & DECORATION RULES

IMPORTANT

The SIMA Architectural Regulations cover the stand layout and construction rules which have been set out to guarantee the proper operation of the exhibition and optimum visit comfort. Re-used stands are subject to the Architectural Regulations 2021 like newly constructed stands. They must comply with the required setbacks and heights, and must be approved by the SIMA's Architecture Service.

In order to avoid disputes, it is **mandatory** to submit the stand layout plans by post or by Email for approval **by December 18th, 2020**.

The stand layout plans must necessarily include the following elements:

- **Plan** view including scale, dimensions, and positions of setbacks (from neighbouring stands and aisles);
- **Elevation** view including scale, dimensions and heights of projected volumes.

Any project that will not comply with the Regulations will be rejected, and any stand that would be erected without the approval of the Architectural Services Firm for the SIMA will be dismantled at the exhibitor's expense.

Architectural Control Office:

DECOPLUS – Mr & Mrs TOUGARD - 13, rue de Fourqueux - 78100 Saint Germain en Laye - France

Tel: +33 (0)9 67 78 93 85 - Email: w.decoplus@free.fr

REMIND

It is strictly forbidden to drill, screw, nail or embed the walls, cladding panels, pillars and floors of the halls, in particular to anchor exhibited machines.

Furthermore, it is forbidden to paint or mark the walls, pillars and floor of the halls.

Your site must be restored to its original state.

All rubbish (carpet , adhesive ...) must be removed.

The damage reported during dismantling of the stands will be charged to the exhibitor responsible.

The exhibitor is himself responsible for its suppliers: decorators, installers, contractors...

Allowed floor loading: 35 tonnes or 13 tonnes per axle.

Overload: 5 tonnes / sq.m.

Resistance to puncture: 6.5 tonnes maxi per 10 sq.cm.

HEIGHT OF STANDS, CLEARANCE LIMITS AND OPENINGS INTO AISLES

Maximum height limits

By construction, stand structures and decoration items are to be understood.

	Minimum height	Maximum height ⁽³⁾
Construction		5.00 m
Signs and truss		6.00 m
Back wall/partition wall⁽¹⁾	2.50 m	2.50 m
Pillar covering⁽²⁾		5.00 m

Clearance limits

Stand structures must take into account the following clearance limits:

	Clearance limits
Clearance limits from aisles	
Construction from 0.00 to 5.00 m height	No clearance limits
Lighting trusses with or without sign	No clearance limits
Double deck / mezzanine	1.00 m
Clearance limits from separating partitions⁽¹⁾	
Construction greater than 2.50 m height	1.00 m
Lighting trusses with or without sign	1.00 m
Double deck / mezzanine	2.00 m

- (1) No agreement made between exhibitors will be authorized, only the organizer is entitled to grant an exception upon submission of a written request.
- (2) **Maximum height 5.00 m from the building floor.** Covering materials can rest on the pillar, but must be kept away or, at least, isolated with a soft material (e.g. felt, soft board) placed at contact points.
If presence of one fire hose (RIA: Faucet of Armed fire), the subdivision of the pillar is possible by respecting a recess (clearance) of 1.00 m around the fire hose (RIA) and to leave its free access from the nearest aisle. If covering total of the fire hose (RIA) the exhibitor has to put signage indicating the positioning of the latter.
For pillars overlooking safety walkways, nothing will not be tolerated (spotlights, screen ...)
- (3) **ATTENTION** : If exceeded in height (excluding adjoining partitions), you must pay an additional fee depending on the surface of your stand:
- Stand from 12,00 to 99.99 sq.m: 2 500.00 € excl. VAT
 - Stand from 100,00 to 499.99 sq.m: 5 000.00 € excl. VAT
 - Stand from 500.00 to 999.99 sq.m: 7 500.00 € excl. VAT
 - Stand \geq 1 000.00 sq.m: 10 000.00 € excl. VAT

IMPORTANT: For projects exceeding 6.00 m, a technical validation of feasibility must be confirmed from VIPARIS.

Construction of stand sides exposed to aisles

We remind you that it is forbidden to erect walls or screens consisting of partitions or office walls or annex rooms which may affect the overall view of the hall hide neighboring stands or hinder the free movement of visitors on the stand.

Any construction on sides exposed to aisles must include a 50.00% opening on each side exposed to an aisle, within the limits of 15.00 m of maximum closure.

Any construction must be approving by the Organizer.

Transparent structures (e.g. glass, see-through fabric) which allow to clearly see the inside of the stand may be considered as open partitions.

The positions and types of materials will have to be specified when submitting the stand project for approval.

Construction height must not exceed 5.00 m alongside aisles.

Stand boundaries

No decorative items, furniture, signage, floor covering or light fitting must outstrip the boundaries of the stand.

Accessibility for persons with reduced mobility

According to the applicable regulations, when the raised floor is greater than 2.00 cm, a ramp is required to provide access for people with reduced mobility. Access ramps are not permitted to project into aisles.

Access ramps shall be at least 0.90 m wide with slopes between 2.00 % and 5.00 %.

SIGN / LIGHTING TRUSS / DOUBLE-DECK

Sign / Lighting truss

The sign must not exceed 6.00 m high maximum from the building floor.

Sign walls and sign partitions are strictly prohibited.

Suspended signs or lighting bridges must be fitted within a distance of 4.00 m to 6.00 m from the floor.

The highest point of the sign or its support as well as lighting bridges must not be higher than 6.00 m above the building floor.

The sign and lighting bridges must be confined within the stand limits and must be **set back 1.00 m** from boundaries between adjoining stands.

This regulation applies equally to floor-supported and/or overhead structures.

Flashing signs are prohibited.

Lights

Flashing lights and beacons are prohibited.

Captive balloons

Balloons which are inflated with a gas lighter than air and which serve as signs must comply with the authorized heights and setbacks. The length of their cables must not vary and must be at maximum 6.00 m high.

Allowed gas: air and helium

If the balloon is filled with helium, no storage of helium bottles (empty or full) will be allowed in the halls.

It is also prohibited to supply pressure while the public is in the halls.

If the ball is illuminating, the envelope must meet the specifications of fire safety expenses.

Hanging from the framework

Hanging operations from the hall framework must be carried out exclusively by the technical services of the exhibition center.

Requests must be submitted directly to the SIMA platform (www.simaonline.com).

In all cases, suspended elements must comply with the exhibition's decoration rules.

The slinging point shall be controlled at a maximum height of 6.50 m.

The feasibility of the slinging point beyond 6.50 m shall be verified by VIPARIS.

Double-deck stands

Exhibitors wishing to build a double-decker stand must apply for permission to build by **December 18th, 2020** at the latest.

The application must be accompanied by a payment for **103,20€** (€ 86.00 excl. VAT) per square meters of additional floor space. This sum will be deducted from the final building fees once SIMA's Design Department has carried out the final calculation of the area and granted permission to build.

Certificate of conformity to safety standards

As soon as they have received building permission, exhibitors should draw up their plans, taking into account the surface area allocated, and send them to the SIMA's Design Department which will confirm its final approval and forward copies to the Safety Department. Detailed plans of both stands and upper levels should therefore be submitted for approval in duplicate.

IMPORTANT

The structure of double-deck stands in halls (including signs or towers) **must not be higher than 5.00 m.**

The upper level must absolutely be set back 1.00 meters from aisles and 2.00 meters from adjoining stands.

For solid horizontal structures such as the floors of upper levels and solid ceilings, there must be a 2.00 meters clearance from the partitioning in order to leave a distance of at least 4.00 meters between two adjoining double-decker stands or solid ceilings. Fascias must not extend higher than 2.50 meters above the floor. If a sign or logo exceeding the 2.50 meters limit is to be fixed to the fascia, it must be the prescribed distance from the edges of the stand and dividing partitions in particular.

Surface area

The upper level must not exceed half of the stand surface area. Only one upper level per stand is permitted.

No floor and/or overhead structures can link two stands across an aisle, except for interior aisles within island booths.

Weight limits

- 250 Kg/m² for upper levels under 50 m².
- 350 Kg/m² for upper levels over 50 m².

IMPORTANT

Exhibitors shall produce their calculations for their double-decker stand and have them checked during build-up by a registered inspector. The safety manager office AFS CONSEIL & SECURITE can provide on request a list of registered inspectors in the Paris area. It is imperative that these documents are presented to the Safety Committee when they inspect the stand to approve the upper level for opening to the public.

Stairs

Number of staircases per upper level and minimum width:

Careful consideration must be given to the exact position of staircases leading to upper levels, their number and width being dependent on the surface area of such levels:

- Up to 19.00 sq.m 1 x 0.90-metres staircase
- 20.00-50.00 sq.m: 2 staircases, one 0.9 meters wide and the other 0.6 meter wide
- 51.00-100.00 sq.m: either 2 x 0.9-meter staircases or 2 staircases, one 1.4 meters wide and the other 0.6 meter wide
- 101.00-200.00 sq.m: 2 staircases, one 1.4 meters wide and the other 0.9 meter wide
- 201.00-300.00 sq.m: 2 x 1.4-metre staircases. Only staircases whose closest outer uprights are at least 5 meters apart can be taken into account in the number of exits and stair widths. Exits must be clearly pointed out by a sign bearing the word "Sortie" (exit) in white letters on a green background.

Straight staircases

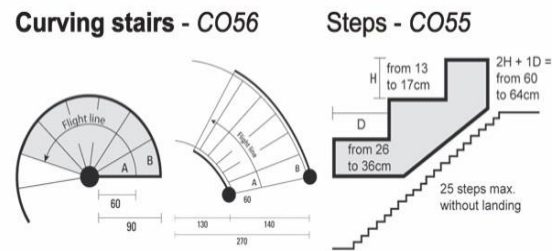
Straight staircases for public use must be constructed such that the steps comply with the customary regulations, each flight of stairs having no more than 25 steps. As far as possible, the direction of the flights should alternate. The height of the steps must be 13 cm minimum and 17 cm maximum.

Steps must be at least 28 cm but not more than 36 cm wide.

The relationship between the height and width of steps is governed by the equation $0.60 < 2H + G < 0.64$ m. The steps in one flight must be of uniform height and width, although an exception may be made for the first step. Landings should be the same width as the staircase: in the case of flights not continuing in a different direction, landings should be longer than one meter. Single-width staircases must be fitted with one handrail. Double-width staircases or wider must have one handrail on each side.

Spiral staircases

Standard or additional spiral staircases shall be continuous, with no other landings apart from those serving upper levels. The tread and the height of the steps on the line of flight, 0.6 meter from the newel or central void, shall conform to the regulations mentioned in the previous article. In addition, the outer stair tread must not exceed 0.42 meter. The handrail for single-width staircases must be located on the outside.



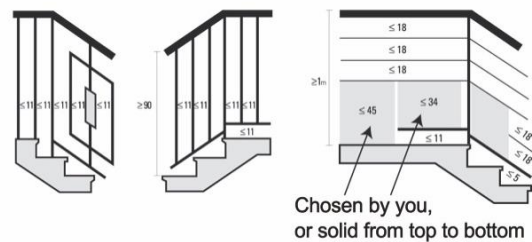
Stairs

- Single-width: $A > 28$ cm / $B < 42$ cm.
- Double-width: $A > 28$ cm / $B < 42$ cm.
-

Stairs combining straight and spiral elements.

On condition that both the spiral and straight elements conform to the aforementioned regulations, staircases of this type can be considered as complying with the regulations defined above and, consequently, nothing prevents their being used in establishments open to the public.

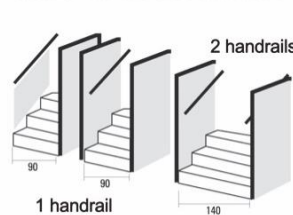
Guardrails: minimum heights and maximum opening NF P 01-012



Stair railings and banisters

In accordance with French standards NF P 01-012 and NF P 01-013, stair railings must withstand a pressure of 100 kg per linear meter. Protective glass panels must be either reinforced or made of compound glass. So-called "Securit" glass is not permitted.

Stairs: widths and handrails



Guardrail: Height/ thickness ratio (cm)

Heigh	Thickness
> 20	100
25	97,5
30	95
35	92,5
43	90
45	85
50	80
55	75
60 +	70

Location

Stairs must be located at least 1 meter from the stand's common partitioning in order to avoid overlooking the neighboring stand. When two staircases are necessary, they shall be diametrically opposed.

Fire prevention

Each stand shall be equipped with fire extinguishing facilities, including: one sprayed water extinguisher placed at the bottom of each staircase and a CO2-type extinguisher placed near the electricity switchboard. If the surface area of the upper level is greater than 50 m², appropriate additional fire extinguishing facilities shall be constantly ensured by at least one safety officer while the public is present.

Transparent upper levels

Upper levels may be used to display a sign while remaining open-work. Not more than half the sides of the upper level may be filled in. The parts of sides left open shall be fitted with guard-rails in compliance with safety regulations. (French standard pertaining to guard-rails: NFP 01-012).

Ceilings

Upper levels must not be covered with a solid ceiling or canopy.

It is mandatory to send the stand structural stability certificate issued by an authorized body (*), as well as the drawings and strength calculations (not later than December 19th, 2016) together with assembly instructions to the following address:

AFS CONSEIL & SECURITE

76, rue Baudin - 93130 Noisy-le-Sec - France

Contact : Alain FRANCONI - Tel.: +33 (06) 70 61 95 11 - Fax: +33 (01) 41 55 07 21 - Email: afrancioni@afsconseils.fr

ANIMATIONS AND SOUND PRESENTATION

Animations on stand

It is strictly forbidden to distribute leaflets, handouts, etc. outside the stands, including in the areas around the halls (i.e. check-in gallery, car parks, front square).

Stand installation and display of exhibits

Exhibits on display must not disturb nor damage neighboring stands. Equipment and machinery must not project beyond the stand boundaries. It's forbidden to put carpet in the ground between two even stands of an exhibitor

Machinery and equipment in operation

All machines and equipment shown in operation during the exhibition must be declared to the exhibition Organizer, otherwise they will have to cease operation (Cf. form « Declaration of machine(s) in operation » in your Customer Zone at www.simaonline.com / topic "My Forms").

All presentations and demonstrations shall be carried out under the exhibitor's full responsibility. A protected area shall be provided to ensure that the public is kept at a minimum distance of 1.00 m from operating machines. This distance may be increased depending on the exhibit's features. Only machines and equipment approved by the Safety Commission as complying with the regulations will be allowed to be exhibited in operation.

Sound presentation

Exhibitors who wish to use sound equipment on their stands must comply with the following rules:

The sound power reflected by the decoration or presentation items shall not exceed 80 dB(A) – when measured within a 2.50 meter area surrounding the stand.

The rules laid down for the use of sound equipment on stands are intended to minimize inconvenience to neighboring stands.

Moreover, for playing music or organizing musical presentations on your stand, you must pay fees before the exhibition opening to the French music rights body:

SACEM

16, avenue Gabriel Péri - 95210 St Gratien – France

Tél. : +33 (0)1 39 34 19 10 - Email : sylvie.bizouard@sacem.fr

Please comply with the above sound level without exception and even for a short time. Continuous and severe inspection will be carried out to ensure that these rules are strictly observed.

The organizer reserves the right to take all appropriate measures to stop any sound presentation performed in violation of the above rules.